



Annual Education Results Report  
École Mallaig School

**2021-2022**

January 31, 2023

---

## Table of Contents

Accountability/Assurance System  
Contextual Information  
Mission Statement, Motto, Vision, Values, and Division Goals  
Stakeholder Engagement

**Goal One: St. Paul Education students are successful.**

Overall Grade 6 & 9 PAT & DIP  
ESL Grade 6 & 9  
ESL Grade 12  
3-5 Completion Rates  
Access to Supports  
Continuum of Supports  
Growth in Reading  
Implications for Education Plan

**Goal Two: First Nations, Métis, and Inuit students attending St. Paul Education schools are successful.**

Overall  
Grade 6 PAT  
Grade 9 PAT  
Grade 12 DIP  
Implications for Education Plan

**Goal Three: St. Paul Education has excellent teachers, school leaders, and school authority leaders.**

Education Quality  
School Improvement  
Professional Learning  
Implications for Education Plan

**Goal Four: St. Paul Education governance and management is based on continuous improvement and responsive to diverse stakeholders.**

Parental Involvement  
Implications for Education Plan

**Goal Five: Wellness**

Citizenship  
Welcoming, Respectful, Caring, Safe Learning Environments  
Implications for Education Plan

## **Accountability/Assurance System:**

The school authority is ensuring schools are providing assurance to their communities that they are meeting their responsibilities by holding school council meetings, surveying parents both formally and informally as well as communicating through newsletters and social media. Other engagement opportunities are provided through formal and informal surveys, table talk sessions, public information evenings, and one-on-one conversations with all three stakeholder groups. Information was being shared and received on topics such as mental health, transportation, division communications, pandemic, inclusion, anti-racism, playground and possible new school.

In the spring of 2022, the school authority purchased licensing for School Engage and Dossier from Intellimedia to support schools in gathering and analyzing data. The Literacy and Numeracy committees are deciding on common baseline assessments across the division. The importance of research and evidence is referenced in all teacher, mentorship, succession and leadership group meetings as a way to support continuous improvement.

Individual schools are required to align their school's Annual Education, and Results reports and Education Plans with the division plans and reports to ensure all domains, AEAMS, local components and requirements are included. A checklist was provided to principals.

## **Stakeholder Engagement**

As a school staff we are committed to actively pursue opportunities for parent involvement within our school. Clear, transparent communication and stakeholder engagement are long-standing priorities of Ecole Mallaig School. As such, we will foster parent and community engagement through:

- Monthly School Council Meetings
- School Council Engagement Nights
- Open communication with our School Board Trustee Designate
- Weekly correspondence with parents and guardians
- Invitations to parents and guardians to participate in school events and community sharing
- Invitation for parents and faith leaders to become active members of student learning
- Welcome community coaches to facilitate our athletic program
- Hosting the Welcome Back BBQ to initiate communication between staff and parents
- Hosting Kid's Convention and asking parents to contribute their knowledge on topics that will prepare their children for adulthood
- Hosting provincials to bring the community back into the school

## **Contextual Information**

École Mallaig School serves the communities of Mallaig, St. Lina, Goodridge, Therien and St. Vincent. We are a dual track, ECS to Grade 12 school with an enrolment of 214, offering programs in Alternative French and in English, as well as religious education. Our school offers full academic programming as well as a variety of complementary courses.

## **MISSION STATEMENT:**

The staff, students and community of École Mallaig Community School are devoted to enabling all individuals to excel and to pursue the fulfillment of their aspirations within an environment where Christian values, bilingualism and the rights of all are respected.

## **MOTTO:**

Towards a new century of learning

**VISION:** Our school community continues to work on two clear goals of Literacy and Numeracy enhancement. We have also begun work on a generative dialogue about what happens within our classrooms daily. We are initiating a focus on Health and Wellness under the assumption that students cannot learn effectively if they are not physically, emotionally and mentally healthy.

## **DIVISION GOALS:**

- 1) Improving student achievement
- 2) Building quality relationships

## Fall 2022 Required Alberta Education Assurance Measures - Division Overall Summary

Assurance Domain	Measure	Ecole Mallaig Community School			Alberta			Measure Evaluation		
		Current Result	Prev Year Result	Prev 3 Year Average	Current Result	Prev Year Result	Prev 3 Year Average	Achievement	Improvement	Overall
Student Growth and Achievement	Student Learning Engagement	75.9	86.5	n/a	85.1	85.6	n/a	n/a	n/a	n/a
	Citizenship	83.1	80.6	87.3	81.4	83.2	83.1	Very High	Maintained	Excellent
	3-year High School Completion	98.0	75.8	88.4	83.2	83.4	81.1	Very High	Improved	Excellent
	5-year High School Completion	93.6	94.9	98.3	87.1	86.2	85.6	Very High	Maintained	Excellent
	PAT: Acceptable	76.2	n/a	80.8	67.3	n/a	73.8	n/a	n/a	n/a
	PAT: Excellence	8.3	n/a	5.6	18.0	n/a	20.6	n/a	n/a	n/a
	Diploma: Acceptable	64.4	n/a	65.5	75.2	n/a	83.6	n/a	n/a	n/a
	Diploma: Excellence	4.4	n/a	5.5	18.2	n/a	24.0	n/a	n/a	n/a
Teaching & Leading	Education Quality	82.5	86.7	88.0	89.0	89.6	90.3	Low	Maintained	Issue
Learning Supports	Welcoming, Caring, Respectful and Safe Learning Environments (WCRSLE)	85.0	88.0	n/a	86.1	87.8	n/a	n/a	n/a	n/a
	Access to Supports and Services	82.3	82.4	n/a	81.6	82.6	n/a	n/a	n/a	n/a
Governance	Parental Involvement	72.2	71.7	69.8	78.8	79.5	81.5	Low	Maintained	Issue

### Notes:

Data values have been suppressed where the number of respondents/students is fewer than 6. Suppression is marked with an asterisk (\*).

Caution should be used when interpreting high school completion rate results over time, as participation in the 2019/20 and 2020/21 Diploma Exams was impacted by the COVID-19 pandemic. In the absence of Diploma Exams, achievement level of diploma courses were determined solely by school-awarded marks.

Participation in the Provincial Achievement Tests and Diploma Exams was impacted by the fires in 2018/19, as well as by the COVID-19 pandemic in 2019/20, 2020/21 and the January 2022 Diploma Exam administration. 2019/20, 2020/21 and 2021/22 are not included in the rolling 3-year average. Caution should be used when interpreting trends over time.

Aggregated PAT results are based upon a weighted average of percent meeting standards (Acceptable, Excellence). The weights are the number of students enrolled in each course. Courses included: English Language Arts (Grades 6, 9, 9 KAE), Français (6e et 9e année), French Language Arts (6e et 9e année), Mathematics (Grades 6, 9, 9 KAE), Science (Grades 6, 9, 9 KAE), Social Studies (Grades 6, 9, 9 KAE).

Security breaches occurred over the last few days of the 2021/22 PAT administration window. Students most likely impacted by these security breaches have been excluded from the provincial cohort. All students have been included in school and school authority reporting. Caution should be used when interpreting these results.

Aggregated Diploma results are a weighted average of percent meeting standards (Acceptable, Excellence) on Diploma Examinations. The weights are the number of students writing the Diploma Examination for each course. Courses included: English Language Arts 30-1, English Language Arts 30-2, French Language Arts 30-1, Français 30-1, Mathematics 30-1, Mathematics 30-2, Chemistry 30, Physics 30, Biology 30, Science 30, Social Studies 30-1, Social Studies 30-2.

**Goal One: St. Paul Education students are successful**

**Outcome: The growth and success of every student is supported from early learning to high school completion.**

**ALBERTA EDUCATION ASSURANCE MEASURE**

**Results: Analysis and Key Points**

**Overall PATs and Diplomas (Acceptable Standard and Standard of Excellence)**

Overall Grade 6 & 9 PAT and DIP Results		École Mallaig School		St. Paul School Division		Alberta	
		2022	Prev 3 Year Average	2022	Prev 3 Year Average	2022	Prev 3 Year Average
PAT	Acceptable Standard	76.2	80.8	60.5%	68.7%	67.3%	73.8%
	Standard of Excellence	8.3	5.6	11.3%	14.7%	18.0%	20.6%
DIP	Acceptable Standard	64.4	65.6	72.7%	77.5%	75.2%	83.6%
	Standard of Excellence	4.4	5.5	11.0%	16.0%	18.2%	24.0%

The PAT acceptable standard is above division and provincial averages. We have noted a slight decrease in our acceptable standard compared to our previous three-year average. We saw a slight increase in our standard of excellence average compared to our last three-year average but remained below the division and provincial averages. This will continue to be an area of focus in our school. Our diploma exam results have declined from previous years and remain below the provincial and division averages.

Although our school is above the division and provincial averages in PAT acceptable standards, this will remain an area of focus. The decline in academic performance can be directly linked to the negative effects of the pandemic. Student engagement and instructional time decreased during this time. Learning loss has been noted and will remain a focus this year.

**Grade 6 PATs (Acceptable and Standard of Excellence)**

Grade 6 Provincial Achievement Test Results		École Mallaig School		St. Paul School Division		Alberta	
		2022	Prev 3 Year Average	2022	Prev 3 Year Average	2022	Prev 3 Year Average
Course	Measure	%	%	%	%	%	%
English Language Arts 6	Acceptable Standard	92.0	100	68.8	83.6	76.1	83.2
	Standard of Excellence	12.0	0.0	9.9	12.0	18.9	17.8
French Language Arts 6 année	Acceptable Standard	77.8	n/a	86.7	79.4	76.9	87.7
	Standard of Excellence	11.1	n/a	3.3	8.8	10.6	15.7
Mathematics 6	Acceptable Standard	72.0	86.7	47.9	66.0	64.1	72.5
	Standard of Excellence	4.0	0.0	5.8	10.2	12.6	15.0
Science 6	Acceptable Standard	80.5	80.0	67.2	73.1	71.5	77.6
	Standard of Excellence	7.3	6.7	15.3	22.8	23.7	28.6
Social Studies 6	Acceptable Standard	68.0	80.0	58.6	66.7	67.8	76.2
	Standard of Excellence	8.0	0.0	13.5	13.9	20.1	24.4

At the grade 6 level, our school achieved a higher acceptable standard on grade 6 PATs compared to the division and the province in English Language Arts, Math, Science and Social Studies. On the other hand, the FLA 6 acceptable standard was below the division and slightly higher than the province.

Regarding the standard of excellence, we were below the division and the province in Math, Social and Science. Grade 6 teachers will be provided with the opportunity to review the PAT results to note where the students had difficulty particularly in Social Studies. Accessing other grade 6 teachers in the division and/or seeking PD will be recommended. Students in the French Language program have missed opportunities to be immersed in the language due to the learning disruptions.

### Grade 9 PATs (Acceptable and Standard of Excellence)

Grade 9 Provincial Achievement Test Results		École Mallaig School		St. Paul School Division		Alberta	
		2022	Prev 3 Year Average	2022	Prev 3 Year Average	2022	Prev 3 Year Average
Course	Measure	%	%	%	%	%	%
English Language Arts 9	Acceptable Standard	76.9	85.7	68.3	69.8	69.6	75.1
	Standard of Excellence	0.0	0.0	7.7	9.3	12.9	14.7
K&E English Language Arts 9	Acceptable Standard	n/a	n/a	21.1	62.5	50.5	57.4
	Standard of Excellence	n/a	n/a	0.0	0.0	5.0	5.4
French Language Arts 9 année	Acceptable Standard	25.0	7.1	70.0	85.7	73.5	82.9
	Standard of Excellence	0.0	n/a	3.3	9.5	9.9	12.3
Mathematics 9	Acceptable Standard	83.3	42.9	45.7	53.2	53.0	60.0
	Standard of Excellence	25.0	7.1	12.6	14.8	16.7	19.0
K&E Mathematics 9	Acceptable Standard	*	n/a	61.1	65.7	55.3	59.6
	Standard of Excellence	*	n/a	16.7	11.4	11.1	13.2
Science 9	Acceptable Standard	92.3	92.9	75.5	71.1	68.0	75.2
	Standard of Excellence	7.7	21.4	19.4	23.7	22.6	26.4
K&E Science 9	Acceptable Standard	n/a	n/a	47.1	69.6	57.8	61.7
	Standard of Excellence	n/a	n/a	0.0	8.7	14.1	15.0
Social Studies 9	Acceptable Standard	46.2	71.4	53.6	60.2	60.8	68.7
	Standard of Excellence	0.0	14.3	9.4	13.7	17.2	20.6
K&E Social Studies 9	Acceptable Standard	n/a	n/a	7.1	52.2	53.2	55.9
	Standard of Excellence	n/a	n/a	0.0	8.7	14.1	15.0

Results indicate significant decline in student performance in ELA and Social Studies. We noted a drastic improvement in Mathematics and FLA. Ecole Mallaig School achieved a higher acceptable standard on grade 9 PATs compared to the division and the province in English Language Arts, Math and Science. On the other hand, Social Studies and French Language Arts were below the division and the province.

Social Studies and French Language Arts are of considerable concern since there is a significant achievement gap. A temporary teacher in the spring of 2022 replaced the Social Studies teacher. Lack of content knowledge and ability to engage students with the Social studies content may be one of the reasons the Social Studies mark declined. The French students needed access to their French teacher during the on and off again in-person and online learning throughout 2021-2022.

### Grade 12 Diplomas (Acceptable and Standard of Excellence)

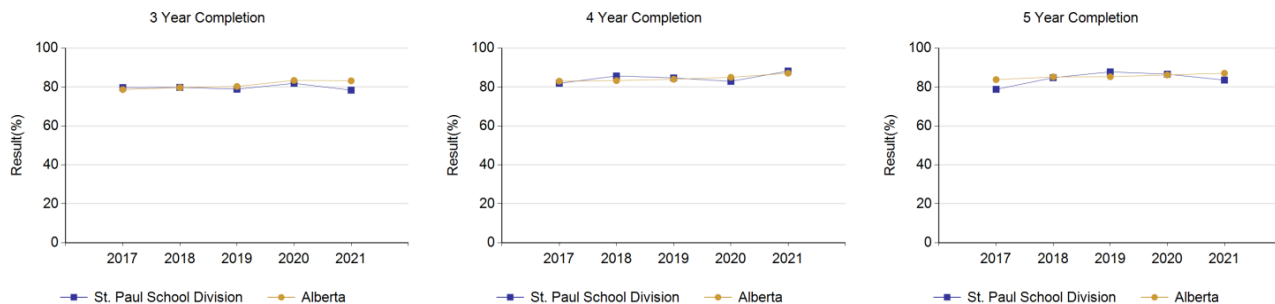
Grade 12 Diploma Examination Results		École Mallaig School		St. Paul School Division		Alberta	
		2022	Prev 3 Year Average	2022	Prev 3 Year Average	2022	Prev 3 Year Average
Course	Measure	%	%	%	%	%	%
English Lang Arts 30-1	Acceptable Standard	66.7	100.0	79.5	89.4	78.8	86.8
	Standard of Excellence	0	0.0	0.0	3.3	9.4	12.3

English Lang Arts 30-2	Acceptable Standard	81.8	n/a	86.8	88.9	80.8	87.1
	Standard of Excellence	0.0	n/a	3.8	9.3	12.3	12.1
French Language Arts 30-1	Acceptable Standard	n/a	n/a	n/a	n/a	91.9	91.5
	Standard of Excellence	n/a	n/a	n/a	n/a	6.8	10.1
Mathematics 30-1	Acceptable Standard	*	n/a	66.7	61.3	63.6	77.8
	Standard of Excellence	*	n/a	25.0	29.0	23.0	35.1
Mathematics 30-2	Acceptable Standard	40.0	n/a	61.1	61.4	61.5	76.5
	Standard of Excellence	0.0	n/a	2.8	15.8	11.8	16.8
Social Studies 30-1	Acceptable Standard	n/a	n/a	82.9	86.0	81.5	86.6
	Standard of Excellence	n/a	n/a	12.2	6.5	15.8	17.0
Social Studies 30-2	Acceptable Standard	n/a	85.7	68.3	65.9	72.5	77.8
	Standard of Excellence	n/a	0.0	6.7	5.9	13.2	12.2
Biology 30	Acceptable Standard	n/a	42.9	64.4	78.1	74.3	83.9
	Standard of Excellence	n/a	0.0	17.2	27.1	25.2	35.5
Chemistry 30	Acceptable Standard	n/a	50.0	82.5	75.3	77.1	85.7
	Standard of Excellence	n/a	0.0	27.5	35.1	31.1	42.5
Physics 30	Acceptable Standard	*	n/a	85.7	90.0	78.5	87.5
	Standard of Excellence	*	n/a	14.3	40.0	34.6	43.5
Science 30	Acceptable Standard	61.5	50.0	56.0	72.6	75.7	85.7
	Standard of Excellence	7.7	25.0	4.0	24.2	17.2	31.2

Unfortunately the number of students enrolled in diploma courses are not significant enough to be recorded. Comparing our current year results with the 3 year average is difficult, however in comparison, English Language Arts 30.1 was lower than the division and the province at the Acceptable Standard. English Language Arts 30.2 students were below the division but slightly above students in the province. Math 30.2 was significantly lower than the division and the province. Grade 12 students entered the high school during the year of the school shutdown. Learning supports were not readily available during at-home learning, so school engagement dropped and remained low even when students returned to in-person learning. Students in grade 12 were missing critical concepts in their learning, and diploma exams were one of the few exams they wrote in their three-year high school experience.

### 3, 4 and 5 year High School Completion Results

Percentages of students who completed high school within three, four and five years of entering Grade 10.



Overall	École Mallaig School			St. Paul School Division			Alberta		
	2019	2020	2021	2019	2020	2021	2019	2020	2021
<b>3 Year</b>	95.4	75.8	98.0	78.9%	81.9%	78.4%	80.3%	83.4%	83.2%



<b>4 Year</b>	96.6	92.3	92.6	84.7%	82.9%	88.2%	84.0%	85.0%	87.1%
<b>5 Year</b>	100.00	94.9	93.6	87.8%	86.6%	83.6%	85.3%	86.2%	87.1%

Ecole Mallaig School continues to perform above division and provincial average for 3-, 4-, and 5-year high school completion. The staff and career counselor continue to work to ensure that students complete their required courses prior to graduation.

The 4-year high school completion was consistent to previous years.

The 5-year high school completion rate declined slightly, but maintains above St. Paul Education and provincial average.

St. Paul Education's Career Counselor will continue to work predominantly with our students in grades 9 - 12 one week per month. Administrators will continue to fill the void when the Career Counselor is absent from the school.

### English As A Second Language

Grade 6 ESL Provincial Achievement Test Results		École Mallaig School		St. Paul School Division		Alberta	
		2022	Prev 3 Year Average	2022	Prev 3 Year Average	2022	Prev 3 Year Average
Course	Measure	%	%	%	%	%	%
English Language Arts 6	Acceptable Standard	n/a	n/a	64.0	66.7	76.8	81.3
	Standard of Excellence	n/a	n/a	10.0	5.0	16.0	13.8
French Language Arts 6 année	Acceptable Standard	n/a	n/a	n/a	n/a	74.0	89.5
	Standard of Excellence	n/a	n/a	n/a	n/a	11.6	21.5
Mathematics 6	Acceptable Standard	n/a	n/a	30.0	46.7	65.3	72.7
	Standard of Excellence	n/a	n/a	4.0	5.0	13.1	14.5
Science 6	Acceptable Standard	n/a	n/a	57.1	58.3	72.0	76.4
	Standard of Excellence	n/a	n/a	6.1	6.7	21.0	23.5
Social Studies 6	Acceptable Standard	n/a	n/a	49.1	43.3	68.4	74.8
	Standard of Excellence	n/a	n/a	9.4	3.3	17.9	20.5

No data to report at this time.

Grade 9 ESL Provincial Achievement Test Results		École Mallaig School		St. Paul School Division		Alberta	
		2022	Prev 3 Year Average	2022	Prev 3 Year Average	2022	Prev 3 Year Average
Course	Measure	%	%	%	%	%	%
English Language Arts 9	Acceptable Standard	n/a	n/a	73.7	50.0	61.9	63.4
	Standard of Excellence	n/a	n/a	0.0	0.0	7.0	6.8
K&E English Language Arts 9	Acceptable Standard	n/a	n/a	*	n/a	45.7	49.7
	Standard of Excellence	n/a	n/a	*	n/a	2.4	2.1
French Language Arts 9 année	Acceptable Standard	n/a	n/a	n/a	n/a	64.0	79.1
	Standard of Excellence	n/a	n/a	n/a	n/a	10.1	13.9
Mathematics 9	Acceptable Standard	n/a	n/a	31.6	43.3	47.0	53.3
	Standard of Excellence	n/a	n/a	5.3	3.3	12.9	16.3
K&E Mathematics 9	Acceptable Standard	n/a	n/a	*	n/a	54.5	54.0
	Standard of Excellence	n/a	n/a	*	n/a	9.8	15.0
Science 9	Acceptable Standard	n/a	n/a	73.7	46.7	55.8	66.0
	Standard of Excellence	n/a	n/a	10.5	3.3	13.7	18.1
K&E Science 9	Acceptable Standard	n/a	n/a	*	n/a	52.3	61.1
	Standard of Excellence	n/a	n/a	*	n/a	2.8	6.0

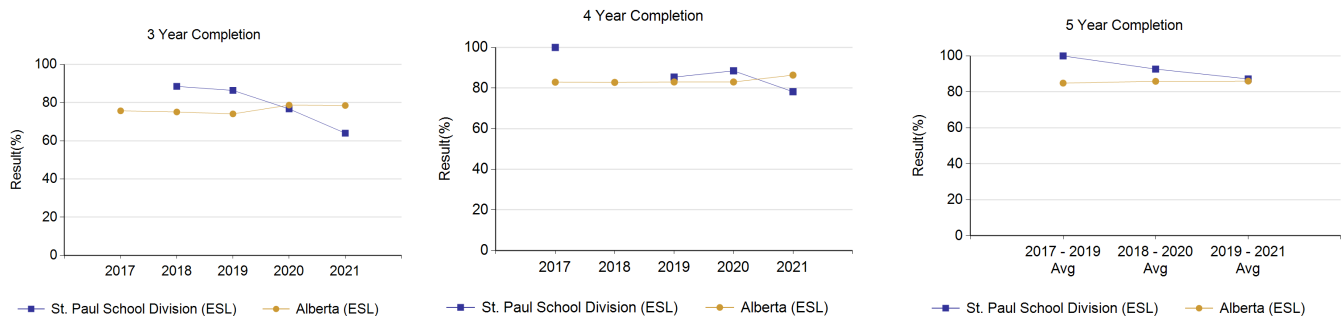
Social Studies 9	Acceptable Standard	n/a	n/a	52.6	41.4	54.5	59.6
	Standard of Excellence	n/a	n/a	5.3	3.4	12.6	14.1
K&E Social Studies 9	Acceptable Standard	n/a	n/a	*	n/a	64.1	57.7
	Standard of Excellence	n/a	n/a	*	n/a	11.7	12.3

No data to report at this time.

Grade12 ESL Diploma Examination Results		École Mallaig School		St. Paul School Division		Alberta	
		2022	Prev 3 Year Average	2022	Prev 3 Year Average	2022	Prev 3 Year Average
Course	Measure	%	%	%	%	%	%
English Lang Arts 30-1	Acceptable Standard	n/a	n/a	n/a	90.9	55.5	68.1
	Standard of Excellence	n/a	n/a	n/a	0.0	2.6	3.3
English Lang Arts 30-2	Acceptable Standard	n/a	n/a	*	72.7	63.9	73.1
	Standard of Excellence	n/a	n/a	*	0.0	3.7	4.8
French Language Arts 30-1	Acceptable Standard	n/a	n/a	n/a	n/a	93.8	93.0
	Standard of Excellence	n/a	n/a	n/a	n/a	12.5	20.9
Mathematics 30-1	Acceptable Standard	n/a	n/a	n/a	n/a	52.2	71.7
	Standard of Excellence	n/a	n/a	n/a	n/a	19.2	27.6
Mathematics 30-2	Acceptable Standard	n/a	n/a	*	n/a	46.9	68.8
	Standard of Excellence	n/a	n/a	*	n/a	6.3	11.6
Social Studies 30-1	Acceptable Standard	n/a	n/a	n/a	63.6	68.7	79.1
	Standard of Excellence	n/a	n/a	n/a	9.1	9.0	9.6
Social Studies 30-2	Acceptable Standard	n/a	n/a	87.5	38.5	55.6	65.7
	Standard of Excellence	n/a	n/a	0.0	0.0	7.1	7.5
Biology 30	Acceptable Standard	n/a	n/a	*	62.5	61.0	76.6
	Standard of Excellence	n/a	n/a	*	12.5	18.0	24.7
Chemistry 30	Acceptable Standard	n/a	n/a	n/a	n/a	67.9	78.8
	Standard of Excellence	n/a	n/a	n/a	n/a	23.5	34.6
Physics 30	Acceptable Standard	n/a	n/a	n/a	n/a	63.1	79.3
	Standard of Excellence	n/a	n/a	n/a	n/a	26.4	32.3
Science 30	Acceptable Standard	n/a	n/a	n/a	n/a	59.7	78.3
	Standard of Excellence	n/a	n/a	n/a	n/a	11.8	21.8

No data to report at this time.

### ESL High School Completion



ESL Highschool Completion	École Mallaig School			St. Paul School Division			Alberta		
	2017-2019	2018-2020	2019-2021	2017-2019	2018-2020	2019-2021	2017-2019	2018-2020	2019-2021
3 year	n/a	n/a	n/a	87.4%	83.9%	75.7%	75.0%	76.0%	77.1%

<b>4 year</b>	n/a	n/a	n/a	92.7%	86.9%	84.0%	82.9%	82.9%	84.1%
<b>5 year</b>	n/a	n/a	n/a	100%	92.7%	87.2%	84.9%	85.9%	86.0%

Ecole Mallaig School did not have students who identified as ESL Learners during this time of data collection.

### Student Learning Engagement

Percentage of teachers, parents and students who agree that students are engaged in their learning at school.

	École Mallaig School		St. Paul School Division		Alberta	
	2021	2022	2021	2022	2021	2022
<b>Overall</b>	86.5	75.9	81.8	82.6	85.6	85.1
<b>Parent</b>	86.1	66.7	82.1	83.8	89.0	88.7
<b>Student</b>	73.4	74.0	70.5	70.4	71.8	71.3
<b>Teacher</b>	100.0	87.0	92.8	93.8	96.0	95.5

We note an overall decrease in student learning engagement across all parameters. These results can be a reflection of students' attitudes about learning post pandemic. We will continue to monitor these results and note if data trends continue. The overall number of participants in this survey dropped to 66 from the previous year of 150. The reduced number of participants can also contribute to the result discrepancy between 2021 and 2022.

### Access to Supports and Services

The percentage of teachers, parents and students who agree that students have access to the appropriate supports and services at school.

	École Mallaig School		St. Paul School Division		Alberta	
	2021	2022	2021	2022	2021	2022
<b>Overall</b>	82.4	82.3	80.9	82.9	82.6	81.6
<b>Parent</b>	76.7	75.8	71.8	76.1	78.9	77.4
<b>Student</b>	77.3	77.9	78.9	81.0	80.2	80.1
<b>Teacher</b>	93.2	93.3	92.0	91.6	88.7	87.3

Overall, our results remain consistent from previous years. In comparison to the division, we are on par but will continue to provide services for our students. Ecole Mallaig School will continue to utilize the expertise of our FSLW. A division Success Coach has been appointed to our school on a regular basis. We will continue to promote the support we have available within our school to meet the needs of our students.

## **LOCAL COMPONENTS**

### Continuum of Supports and Services

School Authorities are responsible for ensuring students have access to a continuum of supports and services, including specialized supports and services, consistent with the principles of inclusive education.

École Mallaig School strives to meet the needs of all learners through a continuum of supports and services.

Processes and strategies include:

- Coordinator of Student Supports to create individualized programming, with the assistance from staff, for students who require additional support. Funds will still be allocated for assessments to be completed by an Educational Psychologist.
- Implementing differentiation in order to meet a variety of student needs in the classroom, with elbow-to-elbow consultant services, common assessment data review, IPP reviews and meetings, shared program development and collaborative team meetings.
- Individual Program Plans, Behaviour Support Plans, Medical Support Plans, safety plans, and Success in School Plans are created to support the individual learning needs of students.
- Utilizing various professional services providers such as Educational Psychologists, Speech and Language Pathologists, Occupational Therapists, Behavioural Consultants and to assist in creating appropriate programming
- With the Together We're Better Mental Health Capacity Program, Success Coaches work directly within the school community to provide ongoing universal programming in the areas of health and wellness.
- Family School Liaison Workers (FSLWs) will provide targeted mental health support to our students.
- Our Career Counselor will provide grades 9 to 12 students academic counseling to support them as they transition to and progress through high school and beyond.
- Ecole Mallaig School continues to provide support for children that require Early Intervention Programming through Program Unit Funding (PUF)
- Professional development opportunities
- Three staff members are trained and implement R+ to support students who struggle with literacy with one-on-one and small group interventions.
- Literacy Support and SST periods are designated for teachers to work one-on-one with struggling students who need assistance with literacy & numeracy
- One staff member implements the Reading Ready program to support division one students struggling with literacy
- Fountas & Pinnell testing will be used as another method to gauge student progress and reading levels

### Growth in Reading

With a lack of provincial achievement results due to the cancellation of PATs and DIPs during the pandemic, the division-wide STAR reading scores for the last three years are indicated in Grades 3, 6, 9, and 12.

### **Accelerated Reader (Renaissance Learning) - STAR Results**

	École Mallaig School			Division Results		
	2020-2021	2021-2022	2022-2023	2020-2021	2021-2022	2022-2023
<b>Grade 3</b>	50%	40%	47%	53%	53%	38%
<b>Grade 6</b>	31%	30%	27%	33%	28%	27%
<b>Grade 9</b>	n/a	n/a	16%	31%	26%	26%

<b>Grade 12</b>	25%	n/a	40%	49%	56%	39%
-----------------	-----	-----	-----	-----	-----	-----

\*Note: Not all Grade 12s have tested due to semester timetable

There has been a decline in the STAR reading results, particularly in grade 6. The slide is because the school shutdown happened in 2020, and disruption to learning continued to occur in the 2021-2022 school year. As a result, teachers had to omit things out of their programs to fit the core course material into smaller amounts of time. So, for example, reading and writing AR quizzes may have been set aside in favor of direct teaching of vocabulary and guided reading. Teachers in grades 9 & 12 did not consistently implement the program. Going forward, we will require all teachers to implement the STAR reading tests for data collection.

**Implications for Education Plan**

- Literacy intervention and support will be a focus moving forward. We will continue to support literacy in grades 1-6 by providing targeted programming for individual students. Staff with literacy training will be supporting grades 1-4 using the Reading Ready program. Grades 5-6 will be accessing individual literacy support three times a week using the R+ and Reading Ready program.

## Goal Two: FNMI students attending St. Paul Education schools are successful

Outcome: The systemic gap between FNMI results and Division-wide results is narrowed.

### ALBERTA EDUCATION ASSURANCE MEASURE

#### Results: Analysis and Key Points

#### PATs and Diplomas (Acceptable Standard and Standard of Excellence)

Overall Grade 6 & 9 PAT and DIP Results		École Mallaig School		St. Paul School Division		Alberta	
		2022	Prev 3 Year Average	2022	Prev 3 Year Average	2022	Prev 3 Year Average
Course	Measure	%	%	%	%	%	%
PAT	Acceptable Standard	n/a	n/a	36.8%	50.6%	46.4%	54.0%
	Standard of Excellence	n/a	n/a	2.1%	5.0%	6.4%	7.4%
DIP	Acceptable Standard	n/a	n/a	52.9%	65.1%	68.7%	77.2%
	Standard of Excellence	n/a	n/a	1.2%	6.2%	8.5%	11.4%

No data at this time.

Grade 6 FNMI Provincial Achievement Test Results		École Mallaig School		St. Paul School Division		Alberta	
		2022	Prev 3 Year Average	2022	Prev 3 Year Average	2022	Prev 3 Year Average
Course	Measure	%	%	%	%	%	%
English Language Arts 6	Acceptable Standard	n/a	n/a	45.2	75.3	58.2	71.6
	Standard of Excellence	n/a	n/a	1.9	2.2	7.4	6.3
French Language Arts 6 année	Acceptable Standard	n/a	n/a	*	n/a	63.7	81.3
	Standard of Excellence	n/a	n/a	*	n/a	6.4	6.6
Mathematics 6	Acceptable Standard	n/a	n/a	23.3	41.9	40.3	50.5
	Standard of Excellence	n/a	n/a	0.0	4.3	3.7	4.2
Science 6	Acceptable Standard	n/a	n/a	39.4	54.8	51.2	59.2
	Standard of Excellence	n/a	n/a	1.9	8.6	9.7	11.9
Social Studies 6	Acceptable Standard	n/a	n/a	34.0	51.6	46.8	57.7
	Standard of Excellence	n/a	n/a	1.9	3.2	7.3	8.9

No data to report at this time.

Grade 9 FNMI Provincial Achievement Test Results		École Mallaig School		St. Paul School Division		Alberta	
		2022	Prev 3 Year Average	2022	Prev 3 Year Average	2022	Prev 3 Year Average
Course	Measure	%	%	%	%	%	%
English Language Arts 9	Acceptable Standard	n/a	n/a	44.3	49.4	49.4	55.0
	Standard of Excellence	n/a	n/a	1.1	3.9	3.6	4.2
K&E English Language Arts 9	Acceptable Standard	n/a	n/a	18.2	71.4	46.7	56.3
	Standard of Excellence	n/a	n/a	0.0	0.0	5.0	5.0
French Language Arts 9 année	Acceptable Standard	n/a	n/a	*	n/a	53.3	67.7
	Standard of Excellence	n/a	n/a	*	n/a	5.2	5.4
Mathematics 9	Acceptable Standard	n/a	n/a	18.8	24.7	26.3	31.5
	Standard of Excellence	n/a	n/a	1.3	2.7	4.1	5.4
K&E Mathematics 9	Acceptable Standard	n/a	n/a	63.2	83.3	48.1	55.0
	Standard of Excellence	n/a	n/a	10.5	16.7	6.0	11.4
Science 9	Acceptable Standard	n/a	n/a	55.1	48.1	49.3	52.8

K&E Science 9	Standard of Excellence	n/a	n/a	4.5	6.5	8.5	10.2
	Acceptable Standard	n/a	n/a	60.0	78.6	53.3	56.2
Social Studies 9	Standard of Excellence	n/a	n/a	0.0	14.3	9.7	6.1
	Acceptable Standard	n/a	n/a	29.7	36.3	34.7	44.7
K&E Social Studies 9	Standard of Excellence	n/a	n/a	3.3	5.0	4.1	6.8
	Acceptable Standard	n/a	n/a	0.0	54.5	41.3	53.9
	Standard of Excellence	n/a	n/a	0.0	9.1	9.1	12.9

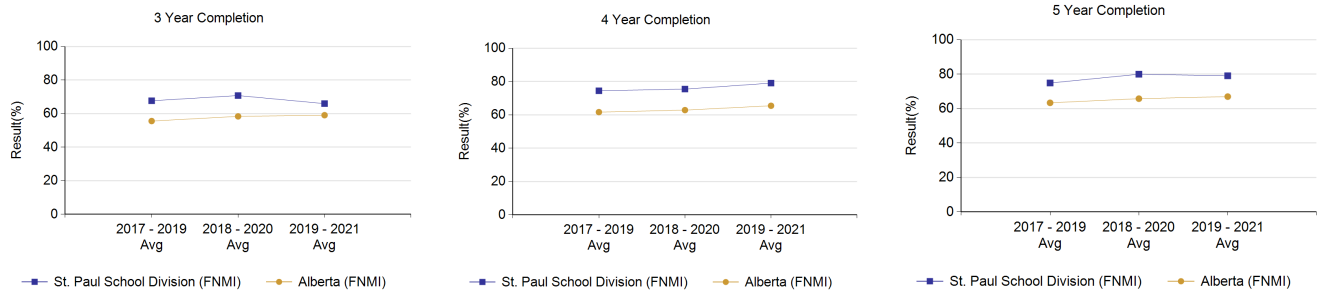
No data to report at this time.

Grade12 FNMI Diploma Examination Results		École Mallaig School		St. Paul School Division		Alberta	
Course	Measure	2022	Prev 3 Year Average	2022	Prev 3 Year Average	2022	Prev 3 Year Average
		%	%	%	%	%	%
English Lang Arts 30-1	Acceptable Standard	n/a	n/a	70.0	81.3	73.5	84.4
	Standard of Excellence	n/a	n/a	0.0	0.0	4.4	5.4
English Lang Arts 30-2	Acceptable Standard	n/a	n/a	86.7	86.0	82.1	88.4
	Standard of Excellence	n/a	n/a	6.7	6.0	9.2	9.7
French Language Arts 30-1	Acceptable Standard	n/a	n/a	n/a	n/a	83.3	81.3
	Standard of Excellence	n/a	n/a	n/a	n/a	0.0	0.0
Mathematics 30-1	Acceptable Standard	n/a	n/a	*	41.7	50.9	61.7
	Standard of Excellence	n/a	n/a	*	25.0	10.5	18.2
Mathematics 30-2	Acceptable Standard	n/a	n/a	57.1	38.5	55.2	72.0
	Standard of Excellence	n/a	n/a	0.0	7.7	7.3	12.0
Social Studies 30-1	Acceptable Standard	n/a	n/a	*	79.2	72.5	77.3
	Standard of Excellence	n/a	n/a	*	4.2	7.4	7.6
Social Studies 30-2	Acceptable Standard	n/a	n/a	45.5	49.0	66.0	70.1
	Standard of Excellence	n/a	n/a	0.0	0.0	5.4	5.8
Biology 30	Acceptable Standard	n/a	n/a	28.0	68.8	58.9	72.6
	Standard of Excellence	n/a	n/a	0.0	18.8	11.5	17.8
Chemistry 30	Acceptable Standard	n/a	n/a	*	31.6	62.5	72.9
	Standard of Excellence	n/a	n/a	*	15.8	15.4	23.7
Physics 30	Acceptable Standard	n/a	n/a	*	n/a	68.6	74.1
	Standard of Excellence	n/a	n/a	*	n/a	25.2	25.9
Science 30	Acceptable Standard	n/a	n/a	44.4	68.2	70.0	84.1
	Standard of Excellence	n/a	n/a	0.0	0.0	7.2	19.5

No data to report at this time.

### High School Completion

FNMI	École Mallaig School			St. Paul School Division			Alberta		
	2019	2020	2021	2019	2020	2021	2019	2020	2021
3 Year	*	*	*	86.4%	76.7%	64%	74.1%	78.7%	78.5%
4 Year	*	*	*	85.4%	88.5%	78.2%	83.0%	83.0%	86.4%
5 Year	n/a	*	*	*	85.4%	89.0%	85.0%	86.9%	86.1%



Ecole Mallaig School does not have substantial data to report at this time.

**Implications for the Education Plan**

- Ecole Mallaig School will continue to support our FNMI students and promote high school graduation and post secondary opportunities
- Staff and students will participate in the Blue Quills Residential School Tour and Blanket Exercise
- Commit to the 94 Calls to Action of the Truth and Reconciliation Commission
- Recognize and Celebrate Indigenous Culture whenever possible
- Invite the division Cultural Advisor, Knowledge Keepers and Elders to share their gifts and expand our school knowledge
- FNMI Professional Development days will continue to be a focus area



**Goal Three: St. Paul Education has excellent teachers, school leaders, and school authority leaders**

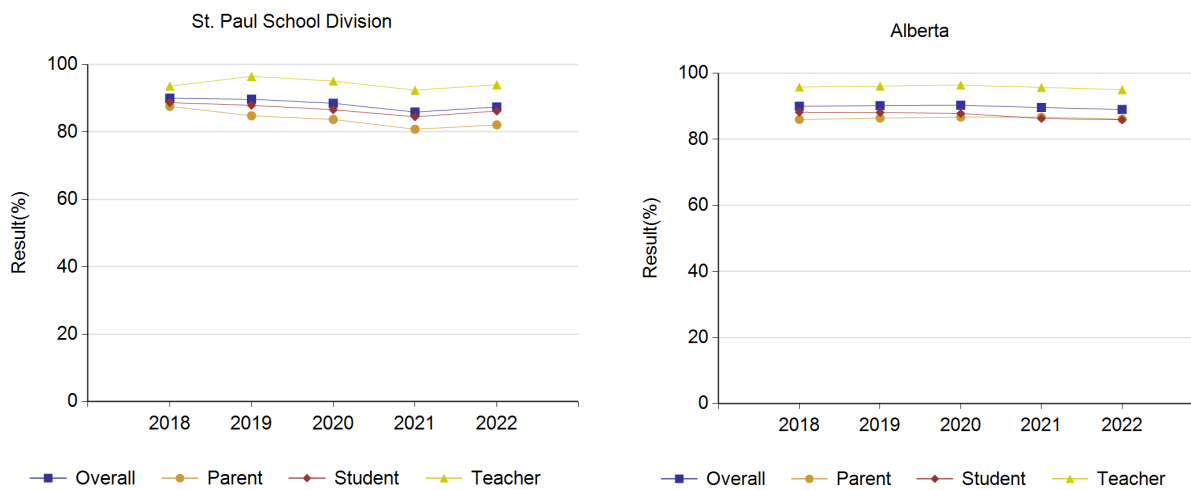
**Outcome: St. Paul Education provides welcoming, high-quality working and learning environments**

**ALBERTA EDUCATION ASSURANCE MEASURE**

**Results: Analysis and Key Points**

**Education Quality**

Percentage of teachers, parents and students satisfied with the overall quality of basic education.



	École Mallaig School		St. Paul School Division		Province	
	2021	2022	2021	2022	2021	2022
	%	%	%	%	%	%
<b>Overall</b>	86.7	82.5	85.9	87.4	89.6	89.0
<b>Parent</b>	76.4	75.6	80.8	82.1	86.7	86.1
<b>Student</b>	84.7	86.7	84.5	86.2	86.3	85.9
<b>Teacher</b>	98.9	85.2	92.4	94.0	95.7	95.0

There was a slight decline in the overall education quality as reported by our parents and students. We noticed a significant decline in the quality of education as perceived by our teachers. A partial explanation for this discrepancy would be the disruptions caused by switching between in person and online learning. Learning loss has occurred as a result.

### School Improvement

Percentage of teachers, parents and students indicating that their school and schools in their jurisdiction have improved or stayed the same the last three years.

	École Mallaig School		St. Paul School Division		Province	
	2021	2022	2021	2022	2021	2022
	%	%	%	%	%	%
<b>Overall</b>	86.2	69.5	80.3	72.2	81.4	74.2
<b>Parent</b>	83.3	53.8	77.8	61.8	81.7	70.0
<b>Student</b>	75.4	72.4	77.6	79.2	79.1	76.3
<b>Teacher</b>	100.0	82.4	85.4	75.5	83.4	76.3

There was a 29.5% decrease in our parent’s perception of school improvement. Parents have indicated that the quality of education has declined over the past three years, which is indicative of the quality of education provided during the pandemic. Parents did not always agree with the decisions made by the school and division which may also reflect in the significant drop. This is an area of concern and will be monitored with future data.

### LOCAL COMPONENT

#### Professional Learning, Supervision & Evaluation

School authorities are responsible for supporting teaching and leadership quality through professional learning supervision and evaluation processes.

#### Implications for the Education Plan

- New to-our-school mentorship will continue to be a priority so staff are made aware of and comfortable with the daily expectations
- Bi-annual growth plan meetings will continue to support teacher growth and goals
- Promote team-building and shared leadership within the school
- Develop a Professional Development plan that focuses on the needs of the school including - strength-based learning, project-based learning, continuum of learner supports, and ways to improve academic achievement
- School Improvement surveys to the parents will be administered in February to collect data and contribute to school growth and improvement

**Goal Four: St. Paul Education governance and management is based on continual improvement and responsive to diverse stakeholders**

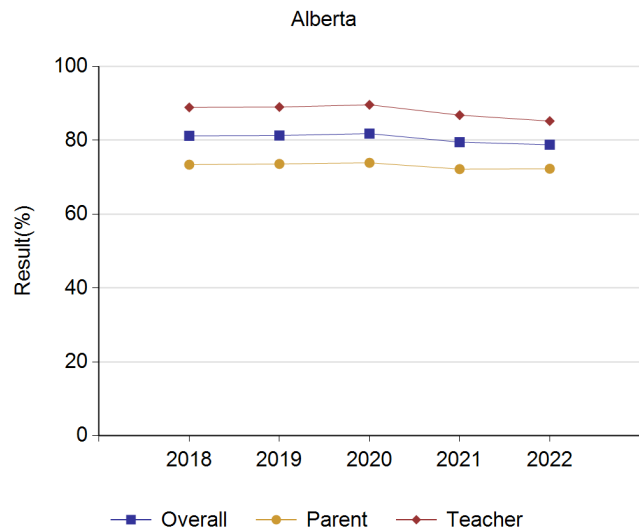
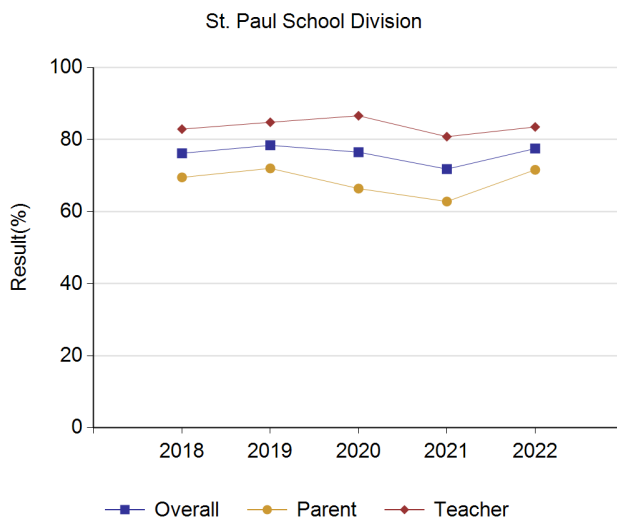
**Outcome: St. Paul Education uses evidence-informed practices, stakeholder engagement, and partnerships to support continual improvement.**

**ALBERTA EDUCATION ASSURANCE MEASURE**

**Results: Analysis and Key Points**

**Parental Involvement**

Percentage of teachers and parents satisfied with parental involvement in decisions about their child's education.



	École Mallaig School		St. Paul School Division		Province	
	2021	2022	2021	2022	2021	2022
	%	%	%	%	%	%
<b>Overall</b>	71.7	72.2	71.8	77.5	79.5	78.8
<b>Parent</b>	51.7	57.8	62.8	71.6	72.2	72.3
<b>Teacher</b>	91.8	86.7	80.8	83.5	86.8	85.2

There has been a slight increase in parent involvement from previous years, but we still remain significantly below the division and provincial average. This is an area of concern that will be an area of focus moving forward. Our teacher results have dropped slightly, but overall, remain consistent with the division and province.

The number of parents that completed this survey dropped from 17 to 13 which may limit the accuracy of this survey.

**LOCAL COMPONENT**

- Division satisfaction survey to be shared in spring of 2023.

**Implications for Education Plan:**

- School Council engagement is encouraged and open communication between administration and parents will continue
- Google Form surveys will be sent out midyear to gather information regarding this issue
- Parent Engagement Nights will be offered with professional learning to take place Ex. Mental Health 101, Jody Carrington Workshop Series, etc
- Community Sharing events will occur quarterly in which parents and family members can build relationships with the staff and students
- Ecole Mallaig School will continue to offer the Welcome Back BBQ
- Open communication between parents and educators will continue to be promoted
- Week-at-a-Glance information emails will continue to be sent to parents

## Goal Five: Wellness

**Outcome: St. Paul Education creates a culture that supports wellness for students and staff.**

### ALBERTA EDUCATION ASSURANCE MEASURE

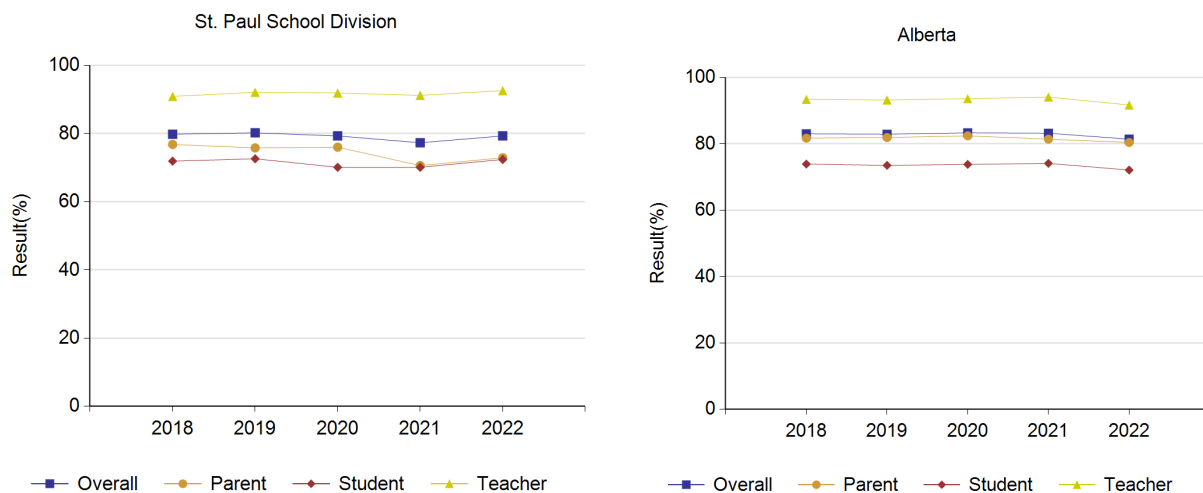
#### Results: Analysis and Key Points

#### Citizenship

Percentage of teachers, parents and students who are satisfied that students model the characteristics of active citizenship.

	École Mallaig School		St. Paul School Division		Province	
	2021	2022	2021	2022	2021	2022
	%	%	%	%	%	%
<b>Overall</b>	80.6	83.1	77.3%	79.3%	83.2%	81.4%
<b>Parent</b>	72.9	80.0	70.6%	72.9%	81.4%	80.4%
<b>Student</b>	74.5	75.8	70.1%	72.4%	74.1%	72.1%
<b>Teacher</b>	94.5	93.3	91.2%	92.6%	94.1%	91.7%

Ecole Mallaig School prides itself in maintaining a high level of students engaged in active citizenship. We noted an overall increase in most areas and are above division and province average.



#### Welcoming, Caring, Respectful and Safe Learning Environments (WRCSLE)

The percentage of teachers, parents and students who agree that their learning environments are welcoming, caring, respectful and safe.

	École Mallaig School		St. Paul School Division		Province	
	2021	2022	2021	2022	2021	2022
	%	%	%	%	%	%
<b>Overall</b>	88.0	85.0	84.0%	84.5%	84.5%	86.1%

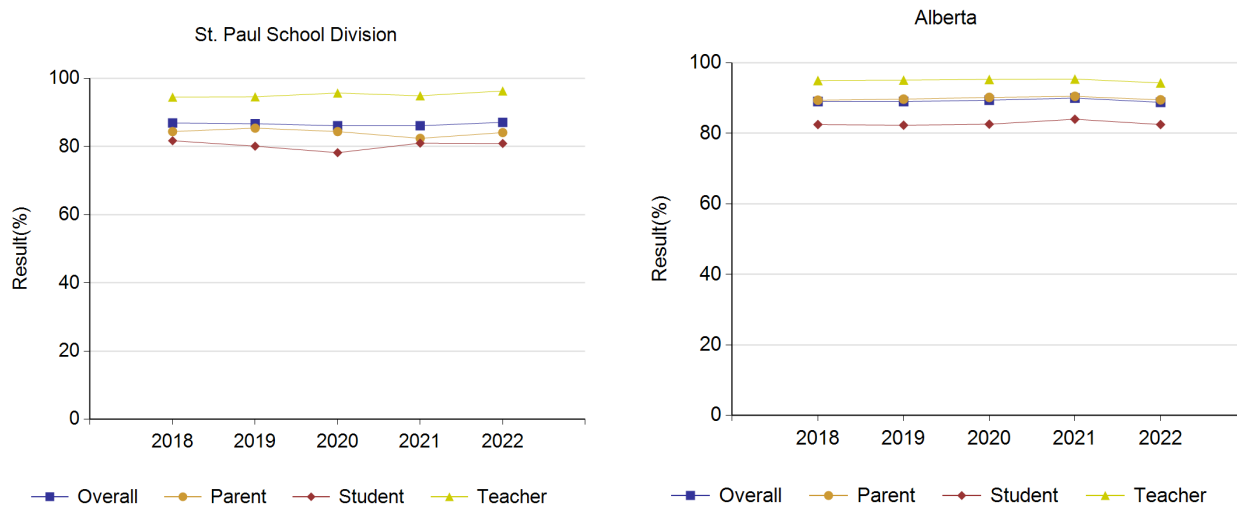
<b>Parent</b>	89.6	84.5	80.6%	81.2%	81.2%	86.9%
<b>Student</b>	78.2	76.2	76.3%	76.4%	76.4%	77.7%
<b>Teacher</b>	96.2	94.4	95.0%	95.8%	95.8%	93.6%

Our overall score in this area is very comparable to the overall provincial averages for parents, students and teachers. We have noted a slight decline from the previous year, however, the lack of participants in the survey may have contributed to this.

### Safe and Caring

The percentage of teacher, parent and student agreement that students are safe at school, are learning the importance of caring for others, are learning respect for others and are treated fairly in school.

	École Mallaig School		St. Paul School Division		Province	
	2021	2022	2021	2022	2021	2022
	%	%	%	%	%	%
<b>Overall</b>	90.5	87.4	86.1%	87.1%	90.0%	88.8%
<b>Parent</b>	93.3	87.5	82.4%	84.1%	90.5%	89.5%
<b>Student</b>	82.1	79.1	81.0%	80.9%	84.0%	82.5%
<b>Teacher</b>	96.0	95.6	94.9%	96.3%	95.4%	94.3%



Overall, there was a slight decline in the percentage of teacher, parent and student that believe students are safe at school, learning the importance of caring for others and respecting others and being treated fairly. Our results are fairly consistent with the division and provincial averages, but will be an area of focus this year. Controversies during the pandemic may have damaged relationships between the school and community which may lead to feelings of disrespect and unfairness.

### Implications for Education Plan

- Staff and students will continue to plan and implement Good Works Projects that incorporate Charity and Social Justice.
- We will continue to model the five marks of a Catholic School to promote active citizenship.

- Building back positive relationships with our parents and the community will be a focus this school year.
- Children and youth mental health will remain a focus within our school with the support of FSLW
- Success Coach time will be allocated to implement Kelso's Choices, Kimochi's, and other social thinking across all grade levels
- Character Education will be implemented into all religion classes
- Restorative practices will be incorporated as a learning tool for all discipline actions
- Staff will continue to be educated with trauma-informed practices